




holley carburetors




C




B




D



A



E



F

We stock a complete line of the most popular Holley carburetors that perform best on Fords. Some of the carburetors include the famous two barrel 500 C.F.M., Fig. A. The four shot mechanical secondary Holleys, in both 660 and 850 C.F.M., Fig. B. The famous old power producing giants, the 715 and 780 C.F.M. vacuum secondary carburetors,

Fig. C. The new dual pump carburetors, #4777 650 C.F.M. and #4781 850 C.F.M., Fig. E. We also feature and recommend the new Holley 1150 C.F.M., #4575, Fig. F. Also included are 460 and 600 C.F.M. carburetors, for single and dual applications, Fig. D.

SHELBY No. & PRICE	FLOW RATE C.F.M.	HOLLEY No.	BOWL TYPE	VENTURI SIZE		THROTTLE BORE (INCHES)	SECONDARY OPERATION	RECOMMENDED USE
				PRIMARY (INCHES)	SECONDARY (INCHES)			
GIMD-9510-E \$64.00	460	R1848	Standard	1-3/32	1-3/32	1-1/2	Vacuum	8V-289-302 Manifolds.
GIMD-9510-W \$44.30	500	R4412	Cathedral	1-3/8	none	1-11/16	none	Added HP for 2 barrel street usage. Good for special manifolds using 2 barrel carburetors.
GIMD-9510-D \$63.80	600	R1850	Standard	1-1/4	1-5/16	1-9/16	Vacuum	4V-289, 302, 351. 8V-352-428. Good all around high performance carburetors.
GIMD-9510-X \$97.50	650	R4777	Cathedral	1-1/4	1-5/16	1-11/16	Mech	Dual pump carburetor, street equipped for 289-428 engines.
GIMD-9510-T \$95.60	660	R4224	Standard	1-1/4	1-5/16	1-11/16	Mech	4V-Race usage. 8V-Ram Box 289. 8V-Race 352-428.
GIMD-9510-F \$91.85	715	R4118	Cathedral	1-5/16	1-3/8	1-11/16	Vacuum	Ideal all around carburetor for 352-428 4V engine.
GIMD-9510-A \$89.35	780	R3310	Cathedral	1-3/8	1-7/16	1-11/16	Vacuum	4V-Full Race 352-428 engines.
GIMD-9510-S \$148.05	850	R4223	Cathedral	1-1/2	1-9/16	1-3/4	Mech	All out drag race usage will work well with 351 4V.
GIMD-9510-Y \$150.10	850	R4781	Cathedral	1-9/16	1-9/16	1-3/4	Mech	Dual pump carburetor, street and strip, 351-428 engines.
GIMD-9510-R \$135.45	950	R3916	Cathedral	1-9/16	1-9/16x3-7/16 3 Barrel Type	1-3/4	Vacuum	All out drag race usage will work best on large Ford engines with full race equipment.
GIMD-9510-Z \$209.35	1150	R4575	Cathedral	1-11/16	1-11/16	2	Mech	Dual pump carburetor. Recommended for Full Race, 351-429 engines.